
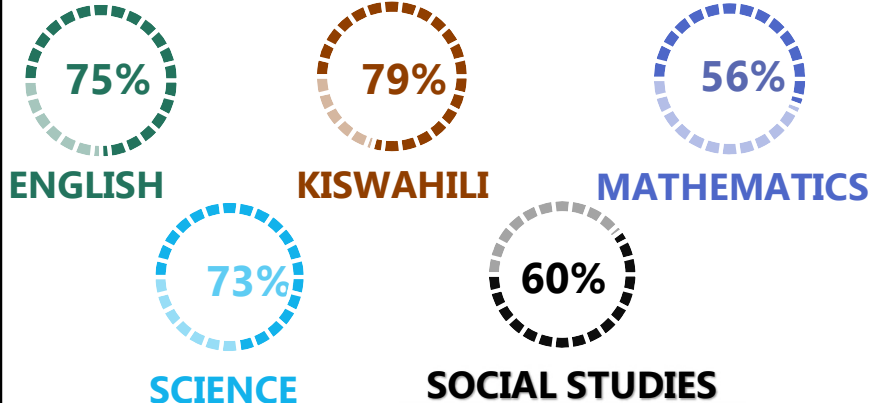






	<h1>GENIUS KINGS</h1>																																																																																				
<b>REGION: DAR ES SALAAM</b>	<b>SCHOOL AVERAGE: 171.6</b>	<b>BAND</b> 4																																																																																			
<b>DISTRICT: ILALA</b>		<b>CATEGORY</b> ABOVE 40																																																																																			
<b>SUBJECT PERFORMANCE ANALYSIS</b>																																																																																					
<table border="1" style="width:100%; border-collapse: collapse;"> <thead> <tr> <th>SUBJECT NAME</th> <th>AVG</th> <th>%</th> <th>RNK</th> </tr> </thead> <tbody> <tr><td>KISWAHILI</td><td>39.6</td><td>79%</td><td>1</td></tr> <tr><td>ENGLISH</td><td>37.5</td><td>75%</td><td>2</td></tr> <tr><td>SCIENCE</td><td>36.5</td><td>73%</td><td>3</td></tr> <tr><td>SOCIAL STUDIES</td><td>30.1</td><td>60%</td><td>4</td></tr> <tr><td>MATHEMATICS</td><td>27.9</td><td>56%</td><td>5</td></tr> </tbody> </table> <table border="1" style="width:100%; border-collapse: collapse;"> <thead> <tr> <th>BOYS/GIRLS PASS RATE</th> <th>STD</th> <th>AVG</th> <th>%</th> </tr> </thead> <tbody> <tr><td>BOYS</td><td>59</td><td>0.64</td><td>64%</td></tr> <tr><td>GIRLS</td><td>35</td><td>0.36</td><td>36%</td></tr> </tbody> </table>	SUBJECT NAME	AVG	%	RNK	KISWAHILI	39.6	79%	1	ENGLISH	37.5	75%	2	SCIENCE	36.5	73%	3	SOCIAL STUDIES	30.1	60%	4	MATHEMATICS	27.9	56%	5	BOYS/GIRLS PASS RATE	STD	AVG	%	BOYS	59	0.64	64%	GIRLS	35	0.36	36%																																																	
SUBJECT NAME	AVG	%	RNK																																																																																		
KISWAHILI	39.6	79%	1																																																																																		
ENGLISH	37.5	75%	2																																																																																		
SCIENCE	36.5	73%	3																																																																																		
SOCIAL STUDIES	30.1	60%	4																																																																																		
MATHEMATICS	27.9	56%	5																																																																																		
BOYS/GIRLS PASS RATE	STD	AVG	%																																																																																		
BOYS	59	0.64	64%																																																																																		
GIRLS	35	0.36	36%																																																																																		
<table border="1" style="width:100%; border-collapse: collapse;"> <thead> <tr> <th colspan="6">GRADE ANALYSIS SUMMARY</th> </tr> <tr> <th>SUBJECT NAME/GRADE</th> <th>A</th> <th>B</th> <th>C</th> <th>D</th> <th>E</th> </tr> </thead> <tbody> <tr><td>MATHEMATICS</td><td>12</td><td>26</td><td>29</td><td>23</td><td>3</td></tr> <tr><td>KISWAHILI</td><td>44</td><td>42</td><td>7</td><td>0</td><td>0</td></tr> <tr><td>ENGLISH</td><td>31</td><td>51</td><td>11</td><td>0</td><td>0</td></tr> <tr><td>SCIENCE</td><td>36</td><td>36</td><td>16</td><td>0</td><td>1</td></tr> <tr><td>SOCIAL STUDIES</td><td>7</td><td>44</td><td>30</td><td>11</td><td>1</td></tr> </tbody> </table> <table border="1" style="width:100%; border-collapse: collapse;"> <thead> <tr> <th>OVERALL GRADE ANALYSIS</th> <th>NO.</th> <th>SEATED</th> <th>%</th> </tr> </thead> <tbody> <tr><td>41- 45</td><td>21</td><td rowspan="3">92</td><td>23%</td></tr> <tr><td>30.5 - 40</td><td>48</td><td>52%</td></tr> <tr><td>20.5 - 30</td><td>23</td><td>25%</td></tr> <tr><td>10.5 - 20</td><td>1</td><td>1</td><td>1%</td></tr> <tr><td>0- 10</td><td>0</td><td></td><td>0%</td></tr> </tbody> </table>	GRADE ANALYSIS SUMMARY						SUBJECT NAME/GRADE	A	B	C	D	E	MATHEMATICS	12	26	29	23	3	KISWAHILI	44	42	7	0	0	ENGLISH	31	51	11	0	0	SCIENCE	36	36	16	0	1	SOCIAL STUDIES	7	44	30	11	1	OVERALL GRADE ANALYSIS	NO.	SEATED	%	41- 45	21	92	23%	30.5 - 40	48	52%	20.5 - 30	23	25%	10.5 - 20	1	1	1%	0- 10	0		0%	<table border="1" style="width:100%; border-collapse: collapse;"> <thead> <tr> <th colspan="2">BOYS VS GIRLS PASSRATE (%)</th> </tr> </thead> <tbody> <tr> <td style="text-align: center;"> <b>64%</b></td> <td style="text-align: center;"> <b>36%</b></td> </tr> <tr> <td colspan="2" style="text-align: center;"><b>OVERALL PERFORMANCE ANALYSIS</b></td> </tr> <tr> <td>REGISTERED</td> <td>94 100%</td> </tr> <tr> <td>SEATED</td> <td>93 99%</td> </tr> <tr> <td>ABSENTEES</td> <td>1 1%</td> </tr> <tr> <td>PASSED</td> <td>92 98%</td> </tr> <tr> <td>FAILED</td> <td>1 1%</td> </tr> <tr> <td>SCHOOL POSITION</td> <td>42</td> </tr> <tr> <td>TOTAL SCHOOLS</td> <td>52</td> </tr> </tbody> </table>	BOYS VS GIRLS PASSRATE (%)		 <b>64%</b>	 <b>36%</b>	<b>OVERALL PERFORMANCE ANALYSIS</b>		REGISTERED	94 100%	SEATED	93 99%	ABSENTEES	1 1%	PASSED	92 98%	FAILED	1 1%	SCHOOL POSITION	42	TOTAL SCHOOLS	52
GRADE ANALYSIS SUMMARY																																																																																					
SUBJECT NAME/GRADE	A	B	C	D	E																																																																																
MATHEMATICS	12	26	29	23	3																																																																																
KISWAHILI	44	42	7	0	0																																																																																
ENGLISH	31	51	11	0	0																																																																																
SCIENCE	36	36	16	0	1																																																																																
SOCIAL STUDIES	7	44	30	11	1																																																																																
OVERALL GRADE ANALYSIS	NO.	SEATED	%																																																																																		
41- 45	21	92	23%																																																																																		
30.5 - 40	48		52%																																																																																		
20.5 - 30	23		25%																																																																																		
10.5 - 20	1	1	1%																																																																																		
0- 10	0		0%																																																																																		
BOYS VS GIRLS PASSRATE (%)																																																																																					
 <b>64%</b>	 <b>36%</b>																																																																																				
<b>OVERALL PERFORMANCE ANALYSIS</b>																																																																																					
REGISTERED	94 100%																																																																																				
SEATED	93 99%																																																																																				
ABSENTEES	1 1%																																																																																				
PASSED	92 98%																																																																																				
FAILED	1 1%																																																																																				
SCHOOL POSITION	42																																																																																				
TOTAL SCHOOLS	52																																																																																				

INDEX	NAME	SEX	MATHEMATICS	KISWAHILI	ENGLISH	SCIENCE	SOCIAL STUDIES	TOTAL	AVERAGE	OVR GRADE	SCH POSITION	OVERALL POSITION					
1	MICHAEL JOHN NYONI	M	46	A	46	A	46	A	47	A	41	A	226	45	A	1	525.5
2	PRECIOUS ISAYA MWAGALA	F	43	A	47	A	46	A	47	A	41	A	224	45	A	2	671
3	MWOMBEKI HASHIMU JABIL	M	47	A	47	A	45	A	44	A	38	B	221	44	A	3	883.5
4	ABDULSHAKUR MWINYI ALLY	M	46	A	42	A	45	A	49	A	38	B	220	44	A	4	952.5
5	KELVIN SUDDY MNYEMA	M	42	A	44	A	42	A	47	A	43	A	218	44	A	6	1088.5
6	PETER PAUL CHILEWA	M	37	B	45	A	46	A	48	A	42	A	218	44	A	6	1088.5
7	WILFRED CHARLES MWAKIJABILWA	M	43	A	49	A	41	A	48	A	37	B	218	44	A	6	1088.5
8	ALFRED TSETONGA MSANGI	M	41	A	48	A	48	A	44	A	36	B	217	43	A	8	1155.5
9	MARK JIMMY MEDARD	M	48	A	36	B	44	A	47	A	39	B	214	43	A	9	1357.5
10	DELPHINE GODFREY OKUNGU	F	40	B	45	A	44	A	45	A	39	B	213	43	A	10.5	1426.5
11	SHUFAA SHABAN KAIZA	F	47	A	41	A	43	A	48	A	34	B	213	43	A	10.5	1426.5
12	KELVIN JOSEPH LEMA	M	40	B	47	A	43	A	46	A	36	B	212	42	A	12	1494.5
13	TRISHA VALENTINE MIHESO	F	41	A	47	A	41	A	44	A	36	B	209	42	A	13	1707.5
14	ALEXANDER MWESIGWE ALEXANDER	M	40	B	45	A	45	A	43	A	35	B	208	42	A	15.5	1771.5
15	HARRISON HUGOLIN MSELLE	M	38	B	45	A	39	B	47	A	39	B	208	42	A	15.5	1771.5
16	ERICA KENNEDY MWAMBETE	F	38	B	44	A	45	A	48	A	33	B	208	42	A	15.5	1771.5
17	OTILIA MWESIGE MCHURUZA	F	33	B	43	A	49	A	42	A	41	A	208	42	A	15.5	1771.5
18	JACKSON JOSEPH MWAKABONGA	M	40	B	44	A	39	B	48	A	35	B	206	41	A	18	1909.5
19	ALVIN WALLACE DAFFA	M	46	A	36	B	42	A	45	A	36	B	205	41	A	19	1973
20	BARAKA HASSAN ULEDI	M	38	B	46	A	38	B	45	A	37	B	204	41	A	20.5	2037
21	LISA DANIEL NGOSENGWA	F	36	B	46	A	41	A	42	A	39	B	204	41	A	20.5	2037
22	ABRAHAM ALOYCE MOLLEL	M	39	B	43	A	38	B	46	A	36	B	202	40	B	22	2176.5
23	ANTHONY FREDRICK MLYUKA	M	30	C	43	A	38	B	48	A	42	A	201	40	B	23	2242
24	MATHEW JOHN JACOB	M	34	B	44	A	42	A	45	A	35	B	200	40	B	24	2306
25	LUCIUS DANIEL MUTANT	M	36	B	41	A	45	A	40	B	35	B	197	39	B	25	2496.5

INDEX	NAME	SEX	MATHEMATICS	KISWAHILI	ENGLISH	SCIENCE	SOCIAL STUDIES	TOTAL	AVERAGE	OVR GRADE	SCH POSITION	OVERALL POSITION					
26	DOREEN VITARY RUHANGAZA	F	29	C	46	A	44	A	42	A	35	B	196	39	B	26	2555
27	JACKSON SYLIVESTER KAINDA	M	27	C	45	A	38	B	41	A	41	A	192	38	B	27.5	2777.5
28	STEPHANO JOSEPH MWAMENGO	M	31	B	45	A	42	A	38	B	36	B	192	38	B	27.5	2777.5
29	JADEN DENIS RAUYA	M	32	B	38	B	40	B	44	A	37	B	191	38	B	29	2834
30	GERALD MGISHA NDYAMUKAMA	M	34	B	43	A	37	B	41	A	34	B	189	38	B	30	2931.5
31	JONIAH PHILIP SALAHA	F	34	B	41	A	44	A	44	A	25	C	188	38	B	31	2987
32	PETER ANATORY GOIMA	M	38	B	41	A	40	B	35	B	33	B	187	37	B	32.5	3046
33	MARLIN KALUNGI FRANK	F	46	A	38	B	38	B	28	C	37	B	187	37	B	32.5	3046
34	CATHERINE JONATHAN MWANGUKU	F	38	B	45	A	38	B	41	A	21	C	183	37	B	34.5	3271
35	DAFNE DISMAS MUSHI	F	23	C	39	B	47	A	37	B	37	B	183	37	B	34.5	3271
36	JEREMIAH JAMES KIRAHUKA	M	32	B	39	B	36	B	42	A	31	B	180	36	B	36	3427
37	JACKSON MSHAMA CASTORY	M	24	C	44	A	36	B	41	A	34	B	179	36	B	37	3471.5
38	PETER MASANJA NGOLWA	M	35	B	40	B	31	B	41	A	30	C	177	35	B	38	3558
39	ALLY AYOUB SABU	M	26	C	38	B	41	A	38	B	32	B	175	35	B	40.5	3651.5
40	AMSTRONG ABBAS SAID	M	27	C	31	B	38	B	41	A	38	B	175	35	B	40.5	3651.5
41	FRED BRYHSON KIYONGA	M	26	C	35	B	36	B	41	A	37	B	175	35	B	40.5	3651.5
42	ROBERT PALLOT LUENA	M	26	C	38	B	40	B	39	B	32	B	175	35	B	40.5	3651.5
43	STEVEN CHARLES DONATUS	M	18	D	45	A	39	B	40	B	31	B	173	35	B	44	3744
44	NAKI KISUMO BASHIRI	F	22	C	38	B	41	A	41	A	31	B	173	35	B	44	3744
45	OPRAH ERICK BRIGHTON	F	21	C	45	A	41	A	38	B	28	C	173	35	B	44	3744
46	IAN DANIEL JUSTIS	M	34	B	41	A	32	B	33	B	32	B	172	34	B	47	3787
47	JERRY WILLIAM SAIMON	M	32	B	38	B	35	B	35	B	32	B	172	34	B	47	3787
48	PAUL LEMIJO MAHENGE	M	23	C	41	A	38	B	38	B	32	B	172	34	B	47	3787
49	MARWA ELTON WARYANA	M	19	D	40	B	38	B	39	B	35	B	171	34	B	50	3832
50	NAJHAT YAHAYA SIMBA	F	21	C	42	A	40	B	40	B	28	C	171	34	B	50	3832

INDEX	NAME	SEX	MATHEMATICS		KISWAHILI		ENGLISH		SCIENCE		SOCIAL STUDIES		TOTAL	AVERAGE	OVR GRADE	SCH POSITION	OVERALL POSITION
51	NANCY ALFRED MDEMU	F	20	D	43	A	41	A	34	B	33	B	171	34	B	50	3832
52	ALVIN VICTOR MARO	M	26	C	31	B	37	B	40	B	36	B	170	34	B	52	3872.5
53	PAUL JULIUS MANYANDA	M	26	C	41	A	35	B	35	B	32	B	169	34	B	53.5	3914.5
54	NANCY TELESOPHORY FOCUS	F	26	C	42	A	39	B	31	B	31	B	169	34	B	53.5	3914.5
55	SAMSON WILLIAM SAIMON	M	22	C	40	B	40	B	36	B	28	C	166	33	B	55.5	4032
56	VANESSA GERALD KWAYU	F	36	B	38	B	38	B	32	B	22	C	166	33	B	55.5	4032
57	LAURENCE LMWEL MUSHI	M	27	C	37	B	41	A	34	B	25	C	164	33	B	58	4104.5
58	PRINCE GODFREY MWAKYONDE	M	28	C	38	B	36	B	32	B	30	C	164	33	B	58	4104.5
59	RAHMA ISSA KIMBONDILE	F	31	B	39	B	36	B	28	C	30	C	164	33	B	58	4104.5
60	ELISHA ELIAKIM SAMWEL	M	18	D	37	B	41	A	38	B	29	C	163	33	B	60	4145
61	ALLEN MOSES MWAISANGO	M	28	C	38	B	35	B	32	B	29	C	162	32	B	61	4189
62	SHAKIRA FREDY KAULA	F	32	B	36	B	36	B	30	C	25	C	159	32	B	62	4295.5
63	CHARITY MULOKOZI KISHULA	F	29	C	41	A	35	B	28	C	23	C	156	31	B	63	4392
64	GABRIEL MODEST MWINUKA	M	15	D	40	B	37	B	37	B	26	C	155	31	B	64.5	4427
65	PRINCE DANNY MRWANDA	M	28	C	46	A	30	C	28	C	23	C	155	31	B	64.5	4427
66	JUNIOR DAVID ENOCK	M	15	D	43	A	37	B	30	C	29	C	154	31	B	67	4462.5
67	MATHIAS CHRISTOPHER LOTTI	M	25	C	39	B	33	B	32	B	25	C	154	31	B	67	4462.5
68	ZAINABU IDDY MUSA	F	29	C	38	B	35	B	34	B	18	D	154	31	B	67	4462.5
69	PETER FRANK KIVUYO	M	27	C	37	B	32	B	33	B	24	C	153	31	B	69	4499.5
70	BERNARD BERNEDICT MSOMI	M	8	E	40	B	34	B	36	B	32	B	150	30	C	70.5	4600.5
71	JUDITH JOHN NAYOPA	F	21	C	38	B	35	B	34	B	22	C	150	30	C	70.5	4600.5
72	HILDA NADULLAH BUDODI	F	15	D	44	A	34	B	32	B	20	D	145	29	C	72	4746
73	JOHNWISEWIN ARMAND MSELE	M	16	D	37	B	35	B	32	B	23	C	143	29	C	74	4803
74	JULIUS JOHN NGAYOMA	M	15	D	33	B	37	B	30	C	28	C	143	29	C	74	4803
75	MARY MUSA MATEJA	F	12	D	41	A	27	C	40	B	23	C	143	29	C	74	4803

INDEX	NAME	SEX	MATHEMATICS		KISWAHILI		ENGLISH		SCIENCE		SOCIAL STUDIES		TOTAL	AVERAGE	OVR GRADE	SCH POSITION	OVERALL POSITION
76	ANNA SADOTI MNABI	F	24	C	32	B	33	B	31	B	22	C	142	28	C	76	4829
77	JOHN PAUL MWELA	M	23	C	38	B	29	C	31	B	19	D	140	28	C	77	4868.5
78	ERNEST STEVEN MAGASHI	M	26	C	30	C	21	C	33	B	29	C	139	28	C	78	4889.5
79	CHRISTIAN FLAVIAN BYABATO	M	13	D	27	C	42	A	25	C	31	B	138	28	C	79.5	4910.5
80	RESPICIOUS ANTHONY MSELE	M	18	D	39	B	34	B	25	C	22	C	138	28	C	79.5	4910.5
81	DAVID DAVID NDELWA	M	18	D	38	B	24	C	36	B	19	D	135	27	C	82	4978.5
82	KHWEMA ALLY MUNA	F	17	D	35	B	34	B	26	C	23	C	135	27	C	82	4978.5
83	VERONA ATUGONZA KAIZA	F	18	D	31	B	35	B	24	C	27	C	135	27	C	82	4978.5
84	FAITH CLEMENT LYIMO	F	17	D	39	B	32	B	25	C	20	D	133	27	C	84	5006
85	MALAIKA CALVIN NABORA	F	15	D	34	B	34	B	20	D	24	C	127	25	C	85	5108
86	IAN CALVIN NABORA	M	13	D	29	C	39	B	24	C	17	D	122	24	C	86	5172
87	WILLIAM NOVANT KIHIRI	M	18	D	28	C	29	C	20	D	25	C	120	24	C	87	5191.5
88	ESTHER PRISCUS KAVISHE	F	11	D	26	C	33	B	27	C	19	D	116	23	C	88	5237
89	BRIGETE BENSOL LYMO	F	14	D	38	B	28	C	19	D	16	D	115	23	C	89	5247.5
90	MONA MUSA AYOUB	F	14	D	35	B	21	C	26	C	16	D	112	22	C	90	5271
91	DANIELBRIGHT WALTER URIO	M	10	E	30	C	27	C	25	C	16	D	108	22	C	91	5298.5
92	BRENDA PROCHES MASSAWE	F	19	D	32	B	26	C	16	D	14	D	107	21	C	92	5305.5
93	GRACE CEASAR MASISI	F	7	E	28	C	24	C	10	E	8	E	77	15	D	93	5391
94	GABRIEL MUSHI CRISPIN	M															